



4.6L V8 AND 3.4L V6

175- 300HP

Pro XS[®]

POWERFUL & EFFICIENT

- Superior acceleration from performance-inspired quad-cam design and Transient Spark technology
- Exhilarating top speed with Pro XS performance calibration
- Light weight for maximum performance
- Ample torque from high-displacement 4.6L V8 and 3.4L V6 powerheads
- Maximum fuel efficiency from Advanced Range Optimization and closed-loop fuel control

MORE INTUITIVE, MORE REFINED, MORE OPTIONS

- Performance-tuned exhaust tone that will turn heads
- Enhanced versatility with choice of mechanical or digital controls
- Innovative charging strategy keeps your battery charged
- Enhanced driving experience with Adaptive Speed Control
- Industry-exclusive top cowl service door
- Aggressive profile and graphics reflect the Pro XS DNA

LEARN MORE AT [MERCURYMARINE.COM/ProXS](https://www.mercurymarine.com/ProXS)



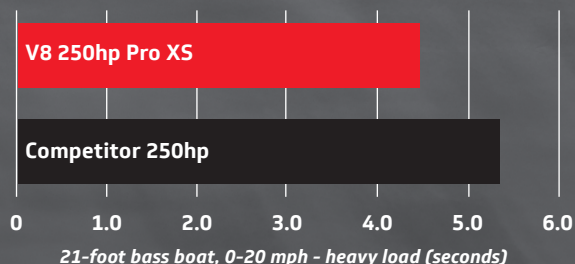
 **MERCURY**
GO BOLDLY.®

NO OUTBOARD PERFORMS LIKE THE MERCURY PRO XS[®], WITH 4.6L V8 AND 3.4L V6 MUSCLE TO OUT- ACCELERATE AND OUTRUN THE COMPETITION.


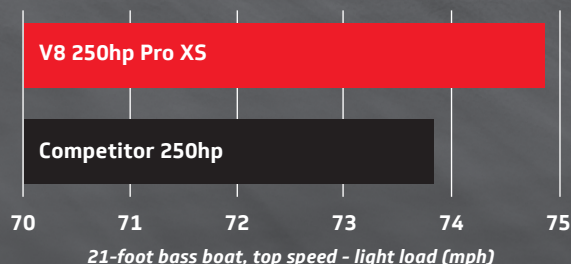
BUILT FOR THOSE WHO DEMAND ULTIMATE PERFORMANCE

The V8 250hp Pro XS outboard outperforms the leading competitor in acceleration and top speed.

ACCELERATION



TOP SPEED



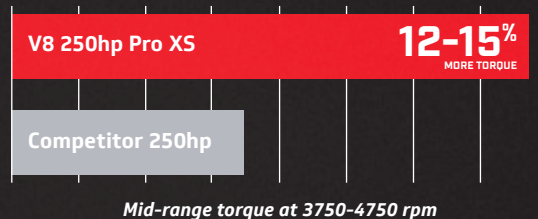
NEXT-GEN TORQUEMASTER GEARCASE

- 1.75:1 gear ratio
- Robust 1.25-inch-diameter prop shaft
- Low water pickups on gearcase nose cone allow flexibility to mount the engine higher, install a jack plate, or trim higher
- Optimized drive hydrodynamics reduce performance-robbing drag
- Dial in Pro XS outboards with a broad selection of high-performance Mercury propellers

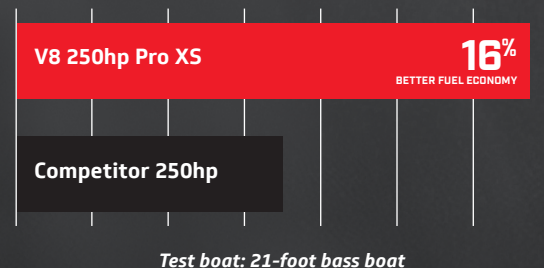
HIGH DISPLACEMENT IN A LIGHTWEIGHT, COMPACT PACKAGE

The V8 and V6 Pro XS models offer class-leading displacement and a performance-inspired dual overhead cam (“quad cam”) design that delivers instant throttle response and immediate power. A single throttle body and long, performance-tuned intake runners pack more air into the cylinders to boost torque. These outboards also feature Transient Spark technology, which optimizes spark timing to produce more torque during hole shot.

TORQUE



CRUISE FUEL ECONOMY



The result is up to 16% better cruise fuel economy

SUPERIOR FUEL ECONOMY

- Advanced Range Optimization improves cruise speed fuel efficiency by automatically adjusting fuel delivery so seamlessly the operator won't feel or hear it.
- Patented closed-loop fuel control uses a wide-range oxygen sensor to optimize air-to-fuel ratio during all operating conditions, an advantage over competing engines that employ narrow-range sensors.
- Mercury V8 and V6 outboards deliver peak performance and reliability on 87-octane fuel.

INTUITIVE, INNOVATIVE FEATURES

Adaptive Speed Control: Pro XS outboards automatically maintain a desired rpm regardless of changes in load or condition without adjustment to the throttle lever position – a first for the outboard industry. The result is increased throttle response and a “sportier” feel for the driver.

Ample charging output: Net charging output is 20 amps at idle, and 85 amps total at wide-open throttle.

UNIQUE PRO XS SOUND QUALITY

Exhaust tone on 200 to 300hp Pro XS outboards has been fine-tuned to provide a brawny, performance-inspired sound quality that’s unmistakable on the water yet is 20% quieter at cruise and 30% quieter at WOT than competing high-output engines (*so the fish won’t hear you coming*).

Digital or mechanical controls are available for 200 to 300hp Pro XS models.

IDLE CHARGE BATTERY MANAGEMENT

When battery voltage decreases, the engine will automatically increase idle rpm to boost alternator output and recharge low batteries to the proper level, supporting onboard electronics while trolling.



NOISE MANAGEMENT

- Tuned multi-chamber air intake minimizes airborne noise
- Fuel injector covers reduce high-frequency noise
- Multi-chamber idle relief system tuned to provide lowest idle noise

ENGINE MOUNTS

- Upper and lower mounts provide the best balance of performance, durability and low vibration

COWL SEALING

- Multiple sealing features keep moisture out and prevent engine noise from escaping the cowl

MAINTENANCE

- **The exclusive top cowl service door** simplifies routine maintenance with easy oil checks and oil fills without removing the cowl. The top cowl service door also houses the latch release and a carrying handle.
- **Optional electronic oil level sensor** automatically alerts operator to low oil level.
- **A graphic, hour-based maintenance decal** is located conveniently under the cowl, providing a quick overview of routine maintenance intervals and a QR code to access additional information.
- **Easy access:** All maintenance points are color-coded and easily accessed by removing the top cowl.
- **No-spill oil drain & filter:** Oil from filter removal and oil sump drain is captured and directed to container via hose, preventing messy oil spills or runs.
- **Maintenance-free valve train:** No valve-clearance adjustment is required for the life of the engine.



DIGITAL THROTTLE & SHIFT

Pro XS engines are available with Digital Throttle & Shift controls for ultra-smooth shifting and instant throttle response.



DTS HOT FOOT

DTS Hot Foot pedal allows you to keep both hands on the wheel during high-speed runs, delivering instant response and total control with no hesitation.

HORSEPOWER	175	200	225	250	300
WOT RPM	5400-6000	5600-6200	5600-6200	5600-6200	5600-6200
Engine Type	V6 (24 valve, DOHC)	V8 (32-valve, DOHC)	V8 (32-valve, DOHC)	V8 (32-valve, DOHC)	V8 (32-valve, DOHC)
Displacement	3.4L (209 CID)	4.6L (279 CID)	4.6L (279 CID)	4.6L (279 CID)	4.6L (279 CID)
Induction	Performance-tuned long-runner intake manifold	Performance-tuned long-runner intake manifold	Performance-tuned long-runner intake manifold	Performance-tuned long-runner intake manifold	Performance-tuned long-runner intake manifold
Starting	Electric start with SmartStart protection	Electric start with SmartStart protection	Electric start with SmartStart protection	Electric start with SmartStart protection	Electric start with SmartStart protection
Gear Ratio	1.85:1	1.75:1 or 1.85:1	1.75:1	1.75:1	1.75:1
Alternator	85 amp (1071 watt)	85 amp (1071 watt)	85 amp (1071 watt)	85 amp (1071 watt)	85 amp (1071 watt)
Trim System	Power trim and tilt	Power trim and tilt	Power trim and tilt	Power trim and tilt	Power trim and tilt
Dry Weight*	475 lbs (216 kg)	511 lbs (232 kg)	511 lbs (232 kg)	511 lbs (232 kg)	511 lbs (232 kg)
Steering	Hydraulic, Power or Big Tiller	Hydraulic, Power or Big Tiller	Hydraulic, Power or Big Tiller	Hydraulic, Power or Big Tiller	Hydraulic, Power or Big Tiller
Shaft Length	20 in (508mm) 25 in (635mm)	20 in (508mm) 25 in (635mm)	20 in (508mm) 25 in (635mm)	20 in (508mm) 25 in (635mm)	20 in (508mm) 25 in (635mm)

*Dry weight: Lightest-version model, excludes engine oil, rigging, hardware.



WARRANTY | Mercury Pro XS outboards used for recreational purposes come with a standard three-year limited warranty and industry-leading three-year corrosion warranty.





Authorised Distributor:

PANSAR

Pansar Company Sdn Bhd 196501000061 (50977-M)

HEAD OFFICE

T +6084-333 366

F +6084-314 555

E marine.industrial@pansar.com.my

SARAWAK

Sibu +6084-322 022
Kuching +6082-244 155
Bintulu +6086-331 720
Miri +6085-424 716

SABAH

Kota Kinabalu +6088-218 811
Sandakan +6089-217 799
Tawau +6089-776 355
Lahad Datu +6089-886 355

PENINSULAR MALAYSIA

Kuala Lumpur +603-7845 3366
Johor Bahru +607-562 5166
Ipoh +605-282 6382
Penang +604-530 2417

BRUNEI DARUSSALAM

Brunei +673-223 3641